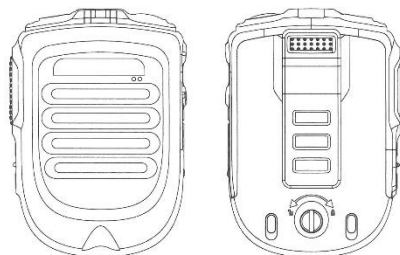


Walkie Talkie Bluetooth BM001



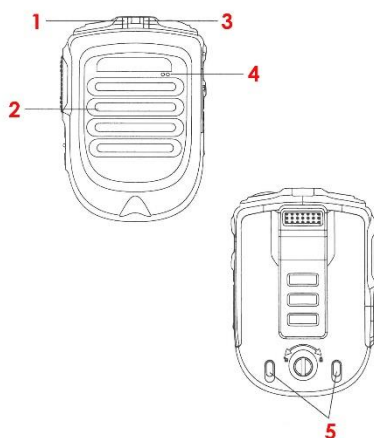
USER GUIDE

Android / IOS

1. Description

Bluetooth microphone is a kind of professional intercom equipment, by connecting APP of smart phone or network radio , providing truly secure link, easy pairing on the go, and instant push-to-talk. The Bluetooth microphone, as wireless accessory, is flexible and cost-effective that gives users more mobility in their critical communication.

2. Overviews of the Bluetooth Microphone



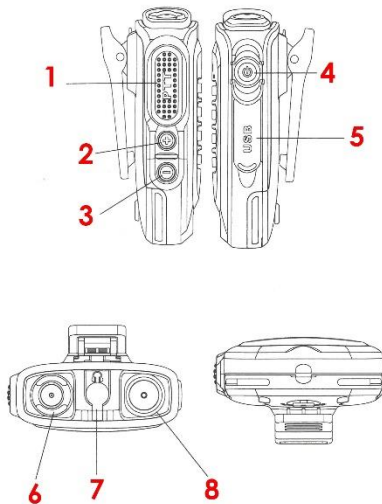
1. Power indicator

2. Speaker

3. Function indicator

4. MIC

5. Desktop charger interface



1. PTT

2. V+ (Volumen UP, Group switch page UP)

3. V- (Volumen DOWN, Group switch page DOWN)

4. Power / play / pause

5. USB

6. SOS button

7. Earphone jack

8. Group switch

3. Specification

Bluetooth versión: BT4.2

Bluetooth protocol: HFP;HSP;A2DP;AVRCP;SPP

Transmission range: >10m

Music: >12hrs in maximum volume

Talking time: 14hrs

PTT time: ≥14hrs

Standby time: >90hrs

Working temperatura: -10-50°C

Storage temperatura: -25-60°C

Earphone Jack: 3.5mm, PTT supportive

Battery: 2000mA/3.7V

Charging time: 2.5h

4.Button function

Button / Description / Operation

A. SOS button: SOS, Press and hold for 2 sec.

B. Group switch (valid in 30 sec.): Group switch page up, Single click V+ or Group switch page down, Single click V-

C. V+ : Volume up, Single click

D. V- : Volume down, Single click

E. ON/OFF:

Turn on: Press and hold for 3 sec.

Turn off: Press and hold for 3 sec.

Answer the call: Single click

Hang up the call: Single click

Decline: Double click

F. PTT: Push to Talk or Release to End.

- Encryption: Encryption Type, To receive APP command when radio is on.

5. LED indicator

Description, Power indicator (red light)

Power on: Red light on for 3 seconds then off

Power off: Red light on for 3 seconds then off

Undercharging: Red light on

PTT calling: Red light on

Low battery: Fast-blink

Description Power indicator (green light)

Power on: Green light on for 3 seconds then off

Power off: Green light on for 3 seconds then off

Bluetooth match: Fast-blink

PTT called: green light on

Full charged: green light on

SOS: green light on

GroupSwitch: green light on

6. Operation

- **Answer the call**

Press Power button to answer phone when Bluetooth microphone has been activated.

- **Decline**

Double click Power button to decline when there is call in.

- **Hang up the call**

Single click power button to hang up the call.

- **Mp3 play and pause**

Single click power button to play or pause MP3 music when connected.

- **Standby**

Auto hibernation starts in 15 min. When Bluetooth microphone has not activated.

- **PTT function**

Bluetooth microphone supports PTT software such as Zello, Total control and etc. PTT button can be used when it is activated.

- **Group switch**

Single click group switch button with green light on and Single click V+ / V- to switch group when Bluetooth microphone is activated for PTT software. End group switch by pressing PTT button.

- **SOS**

Press SOS button and hold for 2 sec when Bluetooth microphone is activated for PTT software. PTT starts after red light turns on and alarm goes off. It lasts for 20s.

- **Firmware upgrade**

For Bluetooth microphone firmware upgrade, TF card and download box are necessary. Corresponding software must be installed to burn the firmware to TF card. Please connect download box and Bluetooth microphone with USB cable. Press and hold the reset button (under the battery after opening the rear cover). Release reset button after the download box starts up. Successful download will be prompted in 10s.

7. FAQ

- **Failed to power on.**

It is probably low battery. Please charge for 2-3hrs.

- **No voice**

Please check if volume sets too low. Please set the switch properly.

- **Echo with speaker**

Speaker is too close to MIC. Please relocate the speaker.

- **Disconnected with mobile phone.**

Low battery.

Distance between Bluetooth microphone and mobile phone is over 10m. Shielding obstacle interferes.

- **Failed to match with mobile phone.**

Clean up all matching information according to user guide. The Bluetooth microphone and the phone should be placed less than 1m and re-start the match.

- **System halted**

It may be caused by high-strength radio frequency interference, such as GSM base station, airport radar and a high power TV transmission tower. Please reset and restart after leaving the interference source.

- **Abnormal working indicator**

A. Overuse or long period of non-use may cause low battery. It needs to be charged for an hour and unplugged and recharged.

B. Change a charging cable or charger.